

---

# SPLIT SYSTEM AIR CONDITIONERS

## WH SERIES

---

**Come home to comfort with LG**



# Come Home To Comfort with LG air conditioners

—

LG makes life good by connecting with the real needs and desires of our customers and innovating around them. We passionately believe in improving the day-to-day lives of Australians via forward-thinking technological advancement.

## Why LG Air Conditioning

Designed for the way you live, our air conditioners are available in a wide range of styles - so you can create a space that's cool, comfortable and stylish.

LG air conditioners have received numerous CHOICE awards for product quality over the last few years, and to give you further peace of mind, we also provide a **10 year compressor** parts warranty, so comfort will be with you for years to come.

With LG Split System air conditioning products, you'll also enjoy benefits such as:

- **Embedded Wi-Fi** - so that you can control your unit with your Smartphone, even when you're not at home\*.
- **Active Energy Control** - to help reduce your energy consumption.
- **Plasmaster™ Ioniser Filtration** - to help minimise harmful bacteria and particles, so you can breathe easier.

For ease of installation, energy efficiency and quiet performance, LG air conditioning systems are the smart choice.



WH09SK-18



WH24SL-18



WH30SR-18

\*Feature can be accessed using LG SmartThinQ App on Android (v 4.1 or later) iOS (v iOS9 or later) smartphone. Internet connection required.





# MODEL LINE-UP

## WH Series

Built-In Wi-Fi

**R32**  
REFRIGERANT



### WH09SK-18

Indoor : WH09SKN-18  
Outdoor : WH09SKNU-18

Cooling: ★★★★★★  
Heating: ★★★★★★



### WH24SL-18

Indoor : WH24SLN-18  
Outdoor : WH24SLU-18

Cooling: ★★★  
Heating: ★★★★★



### WH12SK-18

Indoor : WH12SKN-18  
Outdoor : WH12SKNU-18

Cooling: ★★★★★  
Heating: ★★★★★

### WH30SR-18

Indoor : WH30SRN-18  
Outdoor : WH30SRU-18

Cooling: ★★★  
Heating: ★★★★★



### WH18SL-19

Indoor : WH18SLN-19  
Outdoor : WH18SLU-19

Cooling: ★★★★★  
Heating: ★★★★★

### WH34SR-18

Indoor : WH34SRN-18  
Outdoor : WH34SRU-18

Cooling: ★★★  
Heating: ★★★★★

## KEY FEATURES

# SMART



## Embedded Wi-Fi

### Come home to comfort Built-in Wi-Fi Smart Control

The LG Smart ThinQ App lets you access and control your air conditioner with your smartphone\* even when you're not at home.



\*Feature can be accessed using LG Smart ThinQ app on Android or IOS smartphones. Internet connection required.



## Smart Diagnosis

Smart Diagnosis provides usage tips and useful information based on your product usage patterns. If you experience a problem while using the product, we will help you to troubleshoot it using the Smart Diagnosis results.





## KEY FEATURES


# ENERGY EFFICIENCY



## Energy Display & Monitoring

### View your real time energy usage

A simple push of the remote control button allows you to conveniently view current energy usage on your air conditioner's LCD panel, keeping you informed and helping to reduce energy consumption.



### Benefit

#### Normal Mode

Current Temperature Setting



#### Electric Power

Displays Current Energy Use



### Energy Monitoring

You can also view your weekly or monthly energy usage on the Smart ThinQ app.





## Active Energy Control 4 - Step

### Take tighter control of your energy usage

Active energy control allows the user to adjust the energy levels to improve cooling efficiency and reduce power consumption.

#### How It Works

Normal.

100% energy usage

Many people and high-activity level



Step 1.

80% energy usage

Few people and moderate-activity levels.



Step 2.

60% energy usage

Fewer people and low-activity levels.



Step 3.

40% energy usage

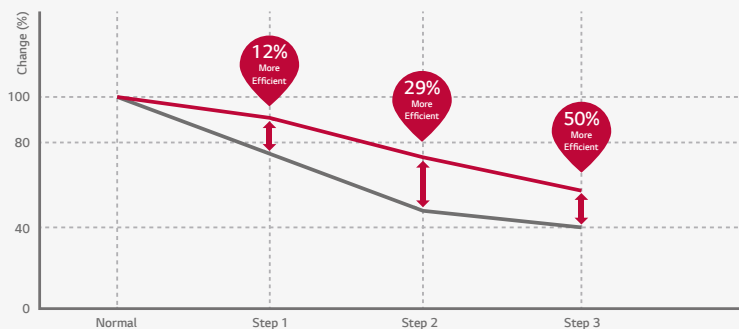
Fewest people with no activity.



#### Energy Savings

Limiting power consumption from 80-40% of normal use increases energy efficiency up to 50%.

- ↔ System Efficiency Gain
- Cooling Capacity
- Energy Consumption



\* Test Conditions : Temperature. (Indoor Temperature : 27°C DB / 19°C WB, Outdoor Temperature : 35°C), Air Conditioner model WH24.

## KEY FEATURES

# CLEAN, PURIFIED AIR



## Plasmaster™ Ionizer<sup>PLUS</sup>

Breathe easier with improved air quality

### Plasmaster Ioniser Plus & Auto Cleaning

The Plasmaster Ioniser generates over 3 million plasma ions which filtrate the air in the indoor environment and inside the air conditioning unit itself. The Auto Cleaning function helps to minimise the formation of mould and bacteria on the heat exchanger.

#### Filtration and Deodorisation



## Auto Cleaning

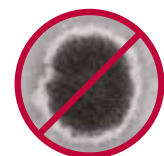
Auto Cleaning dries the coil helping to minimise bacteria, mould and odours that can otherwise accumulate in an indoor unit.



Bacteria Prevention



Odour Minimised



Mould Minimised



# CORE TECHNOLOGY



## Smart Inverter Compressor

### Precise temperature control

The Compressor speed of the LG Smart Inverter Compressor™ is constantly adjusted and varied to maintain the desired temperature with less fluctuation than a non-inverter compressor.



## R32 Refrigerant

### Highly efficient & reduced global warming potential

R32 is a highly efficient refrigerant with a lower global warming potential as compared to R410A, a commonly found refrigerant in residential air conditioners.

### Reducing Global Warming Potential

The quantity of R32 refrigerant required is appreciably lower compared to the R410A refrigerant. Consequently, this results in decreasing the potential of global warming.

	R410A	R32
GWP (Global Warming Potential)	2088	675

## KEY FEATURES

# QUIET & COMFORTABLE



## Low Noise

### Sleep easy

LG air conditioners operate at low sound levels, thanks to LG's unique skew fan and Smart Inverter Compressor™ which reduces unnecessary noise and allow for smooth operation.



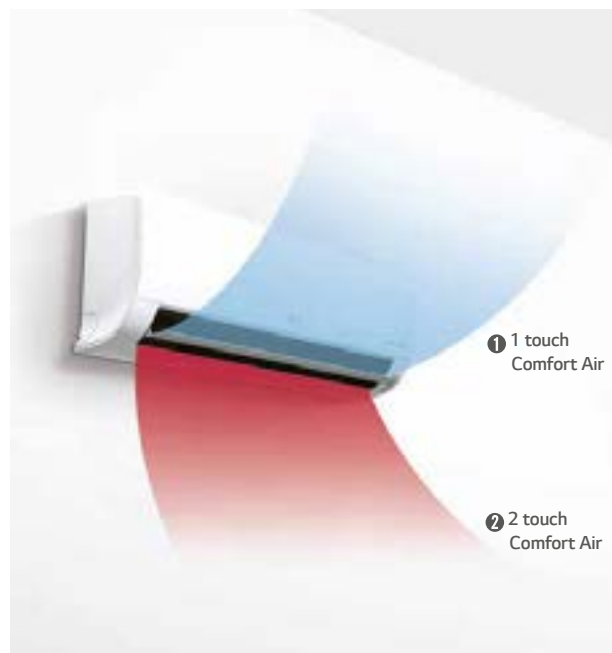
## KEY FEATURES

# QUIET & COMFORTABLE



## Comfort Air

This option conveniently sets an AC's louvers to a preset position so that outflowing air is directed away from a room's occupants.



### Scene 1: Inclines to a maximum 70° angle.

Sets vane angle to highest position :  
Optimised for gentle airflow cooling.

#### Indoor Unit Display



#### Remote Controller Display



### Scene 2: Declines to a maximum 0° angle.

Sets vane angle to lowest position :  
Optimised for gentle airflow heating.

#### Indoor Unit Display



#### Remote Controller Display



KEY FEATURES

# DURABILITY



## 10-Year Inverter Compressor Warranty

### Smart Inverter Compressor™

The LG Smart Inverter Compressor™ is designed to cope with high temperatures, so great for those hot Australian conditions. With the 10 year compressor parts warranty, you have the peace of mind that you can come home to comfort for years to come.



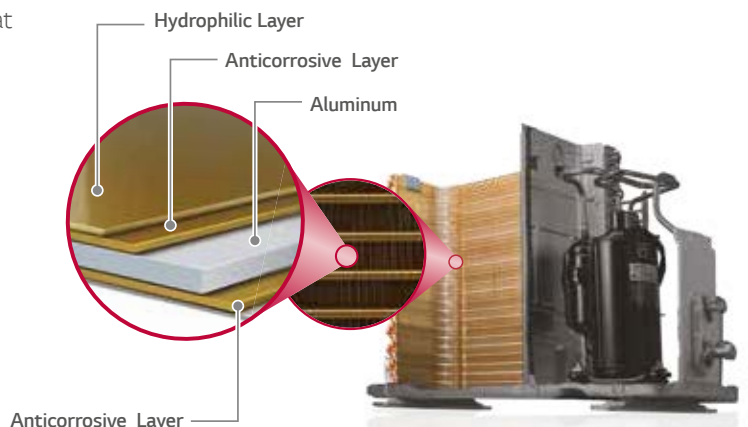
## Gold Fin™

The Gold Fin™ coating helps protect the surface of the heat exchanger from corrosion.

### How It Works

#### Crosscut View of Heat Exchanger








The gold-coloured special coating on the fin of the heat exchanger helps prevent corrosion, extending the life of the unit.



# KEY FEATURES

## OVERVIEW



			Model	WH09SK-18	WH12SK-18	WH18SL-19	WH24SL-18	WH30SR-18	WH34SR-18
			Cool kW	2.5	3.5	5.0	7.1	8.5	9.4
			Heat kW	3.2	4.0	6.0	8.0	9.0	10.3
SMART		Embedded Wi-Fi	●	●	●	●	●	●	●
		Smart Diagnosis	●	●	●	●	●	●	●
ENERGY EFFICIENCY		Energy Display & Monitoring	●	●	●	●	●	●	●
		Active Energy Control - 4 Step	●	●	●	●	●	●	●
CLEAN, PURIFIED AIR		Plasmaster <sup>™</sup> Ionizer <sup>PLUS</sup>	●	●	●	●	●	●	●
		Auto Cleaning	●	●	●	●	●	●	●
DURABILITY		10-Year Inverter Compressor Warranty	●	●	●	●	●	●	●
CORE TECHNOLOGY		Smart Inverter Compressor	●	●	●	●	●	●	●
QUIET & COMFORTABLE		Low Noise	●	●	●	●	●	●	●
		Comfort Air	●	●	●	●	●	●	●
		Quick & Easy Installation	●	●	●	●	●	●	●
COMFORT COOL		4-Way Swing	●	●	●	●	●	●	●
		Jet Cool	●	●	●	●	●	●	●
CONTROL		Dry Contact	●	●	●	●	●	●	●
ENERGY RATING		Cooling	6	4	3.5	3	3	2.5	
		Heating	6	5	4	3.5	3.5	3	

\* Feature can be accessed using LG SmartThinQ App on Android (v 4.1) or IOS (v iOS9) smartphone. Internet connection required. Wi-Fi dongle required, sold separately.

# KEY FEATURES

## CONTROL



### Remote Control

## WH Series

Built-In Wi-Fi



- 1 Comfort Air Mode
- 2 On / Off
- 3 Light Off
- 4 Operation Mode
- 5 Temperature Setting
- 6 Indoor Fan Speed
- 7 Energy Control
- 8 Jet Cool / Jet Heat
- 9 Airflow Control (Up and Down)
- 10 Airflow Control (Left and Right)
- 11 Room Temperature
- 12 Function
- 13 Timer
- 14 Set / Clear



### Commercial Application

Model				
	PREMTB001 (STANDARD WIRED)	PREMTA000 (Premium WIRED)	PACEZA000 (AC EZ TOUCH)	PACS4B000 (AC SMART 4)
Requirement			PI485 card	PI485 card
WH09	✓	✓	✓	✓
WH12	✓	✓	✓	✓
WH18	✓	✓	✓	✓
WH24	✓	✓	✓	✓
WH30	✓	✓	✓	✓
WH34	✓	✓	✓	✓

Model			
	PACP4B000 Power Module (ACP)	PACM4B000 (AC MANAGER 4)	PMNFP14A1 (PI485 32 IDU)
Requirement	PI485 card	PI485 card & ACP	One per outdoor unit
WH09	✓	✓	✓
WH12	✓	✓	✓
WH18	✓	✓	✓
WH24	✓	✓	✓
WH30	✓	✓	✓
WH34	✓	✓	✓



# SPECIFICATIONS

## WH Series

### Built-In Wi-Fi

Indoor Unit : WH09SKN-18 / Outdoor Unit : WH09SKNU-18  
 Indoor Unit : WH12SKN-18 / Outdoor Unit : WH12SKNU-18  
 Indoor Unit : WH18SLN-19 / Outdoor Unit : WH18SLU-19



Model				WH09SK-18	WH12SK-18	WH18SL-19
Indoor Unit			Unit	WH09SKN-18	WH12SKN-18	WH18SLN-19
Outdoor Unit				WH09SKNU-18	WH12SKNU-18	WH18SLU-19
Rated Capacity	Cooling		kW	2.50	3.50	5.00
	Heating		kW	3.20	4.00	6.00
Capacity Range	Cooling	Min ~ Max	kW	0.89 ~ 3.70	0.89 ~ 4.20	1.0 ~ 6.0
	Heating	Min ~ Max	kW	0.89 ~ 5.0	0.89 ~ 6.0	1.0 ~ 9.0
Power Input	Cooling	Rated	kW	0.51	0.86	1.22
	Heating	Rated	kW	0.65	0.87	1.38
Running Current	Cooling	Rated	A	2.80	4.00	5.10
	Heating	Rated	A	3.80	4.10	5.90
Full Load Amps			A	6.50	6.50	12.70
EER			W/W	4.88	4.07	4.10
AEER			-	4.76	4.01	4.09
COP			W/W	4.90	4.60	4.35
ACOP			-	4.80	4.53	4.34
Energy Label / Star Ratings		Cooling	-	6.0 STAR	4.0 STAR	3.5 STAR
		Heating	-	6.0 STAR	5.0 STAR	4.0 STAR
Power Supply			∅, V, Hz	1Ph, 220~240V, 50Hz	1Ph, 220~240V, 50Hz	1Ph, 220~240V, 50Hz
Indoor	Air Flow Rate	Max / H / M / L / SL	L/s	333 / 200 / 166 / 86 / 63	333 / 200 / 166 / 86 / 63	383 / 283 / 233 / 183
	Sound Pressure Level	Cooling, Max / H / M / L / SL	dB(A)	- / 42 / 36 / 26 / 22	- / 42 / 36 / 26 / 22	- / 46 / 41 / 36 / 27
	Dimensions (W x H x D)	Net	mm	998 x 345 x 210	998 x 345 x 210	1060 / 360 / 265
	Weight	Net	kg	12.0	12.0	16.6
Outdoor	Compressor		-	Twin Rotary	Twin Rotary	Twin Rotary
	Condenser		Corrosion Protection	-	Gold	Gold
	Sound Pressure Level	Cooling, Rated	dB(A)	49	49	49
		Heating, Rated	dB(A)	51	51	52
	Sound Power Level		dB(A)	63	63	65
	Dimensions (W x H x D)	Net	mm	770 x 545 x 288	770 x 545 x 288	870 x 650 x 330
	Weight	Net	kg	35	35	45.7
Operation Range	Cooling	°C DB	-10 ~ 48	-10 ~ 48	-10 ~ 48	
	Heating	°C DB	-10 ~ 24	-10 ~ 24	-10 ~ 24	
<b>Field Connections</b>						
Circuit Breaker			A	15	15	20
Power Supply Guide			No.	3 Core + Earth	3 Core + Earth	3 Core + Earth
Power Supply to Unit			-	Outdoor	Outdoor	Outdoor
Power and Communication Cable			No. x mm <sup>2</sup>	4 x 1.0 (Including Earth)	4 x 1.0 (Including Earth)	4 x 1.0 (Including Earth)
<b>Field Piping</b>						
Piping	Size	Liquid	mm(inch)	∅ 6.35 (1/4)	∅ 6.35 (1/4)	∅ 6.35 (1/4)
		Gas	mm(inch)	∅ 9.52 (3/8)	∅ 9.52 (3/8)	∅ 12.7 (1/2)
Connections Method		Indoor / Outdoor	-	Flared / Flared	Flared / Flared	Flared / Flared
Drain Hose Size		O.D, I.D	mm	21.5, 16.0	21.5, 16.0	20.0, 15.0
Between Indoor & Outdoor	Piping Length	Min ~ Max	m	3 ~ 20	3 ~ 20	3 ~ 30
		Pre-Charge Length	m	12.5	12.5	7.5
	Max. Elevation Difference		m	10	10	20
Piping Connection Heat Insulation		-	-	Both liquid and gas pipes	Both liquid and gas pipes	Both liquid and gas pipes
Refrigerant Charge		Type	-	R32	R32	R32
		Pre Charge	g	900	900	1300
		Additional Charge	g/m	20	20	20
		Control	-	Electronic Expansion Valve	Electronic Expansion Valve	Electronic Expansion Valve

# SPECIFICATIONS

## WH Series

### Built-In Wi-Fi

Indoor Unit : WH24SLN-18 / Outdoor Unit : WH24SLU-18  
 Indoor Unit : WH30SRN-18 / Outdoor Unit : WH30SRU-18  
 Indoor Unit : WH34SRN-18 / Outdoor Unit : WH34SRU-18



Model				WH24SL-18	WH30SR-18	WH34SR-18	
Indoor Unit		Unit		WH24SLN-18	WH30SRN-18	WH34SRN-18	
Outdoor Unit				WH24SLU-18	WH30SRU-18	WH34SRU-18	
Rated Capacity	Cooling		kW	7.10	8.50	9.40	
	Heating		kW	8.00	9.00	10.30	
Capacity Range	Cooling	Min ~ Max	kW	1.0 ~ 8.60	2.0 ~ 9.50	2.0 ~ 11.20	
	Heating	Min ~ Max	kW	1.0 ~ 10.60	2.0 ~ 12.0	2.0 ~ 12.8	
Power Input	Cooling	Rated	kW	1,890	2,260	2,680	
	Heating	Rated	kW	1,990	2,240	2,740	
Running Current	Cooling	Rated	A	8.40	10.10	12.00	
	Heating	Rated	A	8.90	10.00	12.30	
Full Load Amps			A	12.70	16.00	16.00	
EER			W/W	3.76	3.76	3.51	
AEER			-	3.75	3.76	3.51	
COP			W/W	4.02	4.02	3.76	
ACOP			-	4.02	4.01	3.76	
Energy Label / Star Ratings		Cooling	-	3.0 STAR	3.0 STAR	2.5 STAR	
		Heating	-	3.5 STAR	3.5 STAR	3.0 STAR	
Power Supply			Ø, V, Hz	1Ph, 220~240V, 50Hz	1Ph, 220~240V, 50Hz	1Ph, 220~240V, 50Hz	
Indoor	Air Flow Rate	Max / H / M / L / SL	L/s	383 / 283 / 233 / 183	516 / 416 / 350 / 283	516 / 416 / 350 / 283	
	Sound Pressure Level	Cooling, Max / H / M / L / SL	dB(A)	- / 49 / 44 / 40 / 30	- / 51 / 46 / 42 / 33	- / 51 / 46 / 42 / 33	
	Dimensions (W x H x D)	Net	mm	1060 x 360 x 265	1200 x 360 x 265	1200 x 360 x 265	
	Weight	Net	kg	16.6	18.50	18.50	
Outdoor	Compressor		-	Twin Rotary	Twin Rotary	Twin Rotary	
	Condenser		Corrosion Protection	-	Gold	Gold	
	Sound Pressure Level	Cooling, Rated	dB(A)	55	55	55	
		Heating, Rated	dB(A)	56	57	57	
	Sound Power Level		dB(A)	66	66	66	
	Dimensions (W x H x D)	Net	mm	870 x 800 x 320	950 x 832 x 330	950 x 832 x 330	
	Weight		Net	kg	55.0	67.1	67.1
	Operation Range	Cooling	°C DB	-10 ~ 48	-10 ~ 48	-10 ~ 48	
Heating		°C DB	-15 ~ 24	-15 ~ 24	-15 ~ 24		
<b>Field Connections</b>							
Circuit Breaker			A	20	25	25	
Power Supply Guide			No.	3 Core + Earth	3 Core + Earth	3 Core + Earth	
Power Supply to Unit			-	Outdoor	Outdoor	Outdoor	
Power and Communication Cable			No. x mm <sup>2</sup>	4 x 1.0 ( Including Earth)	4 x 1.0 ( Including Earth)	4 x 1.0 ( Including Earth)	
<b>Field Piping</b>							
Piping	Size	Liquid	mm(inch)	Ø 9.52 (3/8)	Ø 9.52 (3/8)	Ø 9.52 (3/8)	
		Gas	mm(inch)	Ø 15.88 (5/8)	Ø 15.88 (5/8)	Ø 15.88 (5/8)	
Connections Method		Indoor / Outdoor	-	Flared / Flared	Flared / Flared	Flared / Flared	
Drain Hose Size		O.D, I.D	mm	20, 15	20, 15	20, 15	
Between Indoor & Outdoor	Piping Length	Min ~ Max	m	3 ~ 30	3 ~ 30	3 ~ 30	
		Pre-Charge Length	m	7.5	7.5	7.5	
	Max. Elevation Difference		m	20	20	20	
	Piping Connection Heat Insulation		-	Both liquid and gas pipes	Both liquid and gas pipes	Both liquid and gas pipes	
Refrigerant Charge		Type	-	R32	R32	R32	
		Pre Charge	g	1750	2000	2000	
		Additional Charge	g/m	20	20	20	
		Control	-	Electronic Expansion Valve	Electronic Expansion Valve	Electronic Expansion Valve	

# DETAILED FEATURE LIST

Category	Function	WH09SK-18	WH12SK-18	WH18SL-19	WH24SL-18	WH30SR-18	WH34SR-18	
Air Flow	Air Supply Outlet	1	1	1	1	1	1	
	Airflow Direction Control (Left & Right)	5 Steps	5 Steps	5 Steps	5 Steps	5 Steps	5 Steps	
	Airflow Direction Control (Up & Down)	6 Steps	6 Steps	6 Steps	6 Steps	6 Steps	6 Steps	
	Auto Swing (Left & Right)	●	●	●	●	●	●	
	Auto Swing (Up & Down)	●	●	●	●	●	●	
	Fan Speed Steps (Fan / Cool / Heat)	6 / 6 / 6	6 / 6 / 6	6 / 6 / 6	6 / 6 / 6	6 / 6 / 6	6 / 6 / 6	
	Natural Wind (Auto Wind)	● / ●	● / ●	● / ●	● / ●	● / ●	● / ●	
	Jet Cool / Jet Heat (Power Wind)	●	●	●	●	●	●	
Air Purifying	Comfort Air	●	●	●	●	●	●	
	Pre-filter (Washable / Anti-Bacteria)	●	●	●	●	●	●	
Reliability	Plasma Air Purifier (Ionizer)	●	●	●	●	●	●	
	Hot Start	●	●	●	●	●	●	
	Self Diagnosis	●	●	●	●	●	●	
	De-Ice Control (Defrost)	●	●	●	●	●	●	
Convenience	Dry (Dehumidification) Operation	●	●	●	●	●	●	
	Auto Changeover	●	●	●	●	●	●	
	Auto Cleaning (Coil Dry)	●	●	●	●	●	●	
	Auto Restart Operation	●	●	●	●	●	●	
	Forced Operation	●	●	●	●	●	●	
	Group Control <sup>1</sup>	X	X	X	●	●	●	
	Sleep Mode	7hr	7hr	7hr	7hr	7hr	7hr	
	Timer 24hr (On/Off) / 7hr (Off)	● / X	● / X	● / X	● / X	● / X	X / ●	
	Two Thermistor Control <sup>1</sup>	●	●	●	●	●	●	
	Low Ambient Operation	●	●	●	●	●	●	
	Overheating Protection	●	●	●	●	●	●	
	Outdoor Silent Mode	●	●	●	●	●	●	
	Smart Diagnosis	●	●	●	●	●	●	
	Indoor Unit Display Type	Number Display	Number Display	Number Display	Number Display	Number Display	Number Display	
Indoor Unit Display Light	On / Off	On / Off	On / Off	On / Off	On / Off	On / Off		
Energy Display	●	●	●	●	●	●		
Energy Control	Energy Control	Active Energy Control	Active Energy Control	Active Energy Control	Active Energy Control	Active Energy Control	Active Energy Control	
	Wired Remote Controller (Standard) <sup>2</sup>	●	●	●	PREMTB001	PREMTB001	PREMTB001	
	Hand-held Wireless Controller	(See Remote Controller Section)	AKB74955603	AKB74955603	AKB74955603	AKB74955603	AKB74955603	AKB74955603
		Setting Temperature Range (Cooling)	18~30 °C (64~86 °F)	18~30 °C (64~86 °F)	18~30 °C (64~86 °F)	18~30 °C (64~86 °F)	18~30 °C (64~86 °F)	18~30 °C (64~86 °F)
	Setting Temperature Range (Heating)	16~30 °C (60~86 °F)	16~30 °C (60~86 °F)	16~30 °C (60~86 °F)	16~30 °C (60~86 °F)	16~30 °C (60~86 °F)	16~30 °C (60~86 °F)	
Special Function Kit	Network Solution (LGAP)	●	●	●	●	●	●	
	Dry Contact <sup>2</sup>	PDRYCB000, PDRY-CB100, PDRYCB400, PDRY-CB500	PDRYCB000, PDRY-CB100, PDRYCB400, PDRY-CB500	PDRYCB000, PDRY-CB100, PDRYCB400, PDRY-CB500	PQDSB1, PQDSBC, PQDSBC1, PQDSBNGCM1	PQDSB1, PQDSBC, PQDSBC1, PQDSBNGCM1	PQDSB1, PQDSBC, PQDSBC1, PQDSBNGCM1	
	Outdoor Unit PI 485 <sup>2</sup>	PMNFP14A*	PMNFP14A*	PMNFP14A*	PMNFP14A1	PMNFP14A1	PMNFP14A1	
Special Function Kit	Wi-Fi	Embedded	Embedded	Embedded*	Embedded	Embedded	Embedded	
	Smart Inverter Monitoring System (SIMs) <sup>2</sup>	PSWMOZ3	PSWMOZ3	PSWMOZ3	PSWMOZ3	PSWMOZ3	PSWMOZ3	
Others	DRED (Demand Response Enabling Device)	●	●	●	●	●	●	

## Note

● : Applied, X : Not Applied

• Filters are optional in some specific areas.

• <sup>1</sup>: This function can be operated only when the wired remote controller is connected. The applicability of each function depends on the above table.

• <sup>2</sup>: Optional accessories must be purchased separately. If shown as "Embedded", this function is included in product.

• The function Wi-Fi is only compatible with 2.4 GHz band. (802.11 b/g/n)

• Some specifications may be changed without notifications due to our policy of innovation.

• The air conditioner which DRED is available is capable of DRM1, DRM2 and DRM3 and complies with standard AS/NZS 4755.3.1.

# CORPORATE SOCIAL RESPONSIBILITY

LG Electronics Australia pursues a sustainable management policy that aims to balance the needs of society, the environment, and the economy.

We are active members of the communities we live and work in. LG Electronics Australia has been involved in many CSR initiatives recently, including World Environment Day clean up, the Children's Hospital Westmead and Cure Cancer Australia.


## Cure Cancer Australia

We supported their Sydney Airport Community Christmas Giving Appeal by providing the screens for the digital Christmas tree. The appeal raised a record \$408,000. This money will fund a two-year grant for one of Australia's brightest emerging cancer researchers, Dr Orazio Vittorio, into neuroblastoma, a cancer with low survival rates. Over the last 6 years, the Appeal has raised over \$1.4 Million.

## LG Australia - the innovation and learning partner of MCA

We strive to help the next generation of trailblazers and inventors and are excited to be Major Sponsor of Innovation and Learning with the Sydney's Museum of Contemporary Art. The museum runs a number of creative learning programs for kids that aim to encourage looking, thinking and creating in new ways.





## CHOICE Recommended Air Conditioners



WH09SK-18



WH24SL-18



WH30SR-18



For more information visit  
[lg.com/au/split-system-air-conditioner](http://lg.com/au/split-system-air-conditioner)